

# theben

LUXA 103 presence detector  
For indoor and outdoor use  
The new definition of standard



**NEW!**

Now also with KNX  
recessed ceiling  
version!

Building Automation since 1921



## More than standard in colour and function The highlights at a glance

LUXA 103 presence detectors are the versatile device family for efficient lighting and HVAC control in indoor and outdoor areas. The devices with a round detection area are ideal for use in individual and open-plan offices, meeting rooms, storerooms and basements as well as toilets. LUXA 103 corridor detectors with rectangular detection area control the lighting in corridors, hallways and corridors. Thanks to colour variants in black, white and grey, the surface-mounted devices blend harmoniously into any interior or exterior design.



## NEW!

Now also with KNX  
recessed ceiling  
version!

- Elegant, timeless, flat design
- Convenient setting via app and remote control, only remote control or potentiometers
- Simple installation and wiring
- Surface-mounted device, combination device for recessed ceiling and flush-mounted installation
- Corridor detector in matching design language
- Device variant with second channel for HVAC control
- Integrated pushbutton input
- Protection class IP 54 for outdoor areas and damp rooms
- Perfect for high LED switching loads (at 230 V)
- Can be networked with other LUXA 103 devices or theMura Slave (at 230 V)

### Table of contents

New: Now also for KNX and LX.....	4
Functions and advantages.....	6
Application examples.....	8
Planning.....	11
Programming.....	12
Mounting.....	13
Detection range.....	14
Technical information.....	16

Further information is also available at  
[www.theben.de/luxa103-en](http://www.theben.de/luxa103-en)

# Versatile presence detector

## Lighting and HVAC control

### Now also for KNX and LX

Theben is expanding the LUXA 103 presence detector series for efficient indoor and outdoor lighting and HVAC control with a KNX version. The LUXA 103 S360-12 KNX with circular detection area (360°, Ø 12 m at 3 m mounting height) is ideal for individual and open-plan offices, meeting and storage rooms, cellars and toilets. The LUXA 103 S360-28 KNX with rectangular detection area (360°, 28 x 5 m at 3 m mounting height) acts as a special corridor detector. Both Devices each have 2 light and HVAC channels and 3 logic channels. One device variant is also available for the KNX smart home system LUXORliving.

The devices are not only suitable for simple surface mounting, but also for quick ceiling or flush-mounted installation. With surface-mounted housings in black, white or gray, the presence detectors fit into any room design. With the LX version, the motion detector can be parameterized with minimal effort using the LUXORplug Windows software. The integrated temperature sensor for HVAC control makes an external sensor superfluous.



Surface-mounted frame, grey, LUXA 103 B GR  
Article no. 9080020



Surface-mounted frame black, LUXA 103 B BK  
Article no. 9080021

**NEW!**

Now also with KNX recessed ceiling version!



# LUXA 103

## Simply offers more

### Diverse functions and benefits

#### Only for 230 V appliances



**Two in one: Combination devices for ceiling installation**

Whether you require ceiling or flush-mounted installation: the design of the LUXA 103 as a practical combination device ensures maximum flexibility in use. Additional accessories are not required for installation. You also see a reduction in expenditure for storage and product management



**Even more flexible: With the push-button input**

Manual override or semi-automatic control is also possible with the integrated push-button. So you are on the safe side even with special requirements.



**Heavy-duty: Optimized for LED**

LUXA 103 presence detectors enable high LED switching loads of up to 400 W thanks to zero-crossing switching. The consequences: The wiring effort is reduced and you can control a particularly large number of luminaires.



**Practical pulse function**

With the pulse function, the presence detectors can be installed in existing electrical installations with staircase lighting timers without expensive adaptations.



**Staircase lighting function**

When the staircase lighting function is activated, the light cannot be switched off manually. So nobody is left in the dark.

#### Only for KNX devices



**Integrated temperature measurement**

LUXA 103 KNX has an integrated temperature sensor that can be used to implement temperature-dependent links.



**Constant light control**

The KNX presence detectors have constant light control that continuously balances artificial light and daylight. It determines the desired brightness value from both. However changeable the weather may be, the lighting conditions in the room remain pleasantly constant.



**Day/night switching**

The requirements for lighting at night differ considerably from those during the day. Discreet light and a shorter run-on time are often sufficient for orientation at night. In night mode, the brightness setpoint, run-on time and switch-on dimming value can be individually adjusted to requirements.

## For all LUXA 103 devices



### Semi-automatic or fully automatic operation

LUXA 103 presence detectors can be used fully automatically or semi-automatically with manual activation of the light.



### Teach-in function

Lighting conditions change quickly - it's good if you can easily save them when they are just as they should be. With the teach-in function, the current lux value can be permanently saved. It couldn't be simpler.



### Practical test function

You can use the test function to reliably check the detection area of the presence detector and restrict it if necessary.



### Area restriction

The detection area can be individually restricted using practical cover clips.



### Perfect in the corridor: LUXA 103 corridor detector

LUXA 103 presence detectors are also available in special versions with a rectangular detection area for use in corridors, passageways and hallways. This reduces the number of devices required and you benefit from a consistent design for all detectors in the building.



### Clever and safe: protection class IP 54

Thanks to protection class IP 54, all LUXA 103 presence detectors can also be used in damp rooms and outdoors without any problems. The highlight is the clever rubber coating of the cable inlet for surface-mounted versions. It ensures that the cable access to the device is optimally protected against moisture.



### There's more to it

LUXA 103 presence detectors can be networked with other Devices. So you can For example, you can combine ceiling and wall detectors and considerably extend the detection area for light/AC control.



### HVAC control included

Would you like to control heating, air conditioning and ventilation applications in addition to lighting depending on presence? No problem: simply use the channel of the LUXA 103 presence detector.

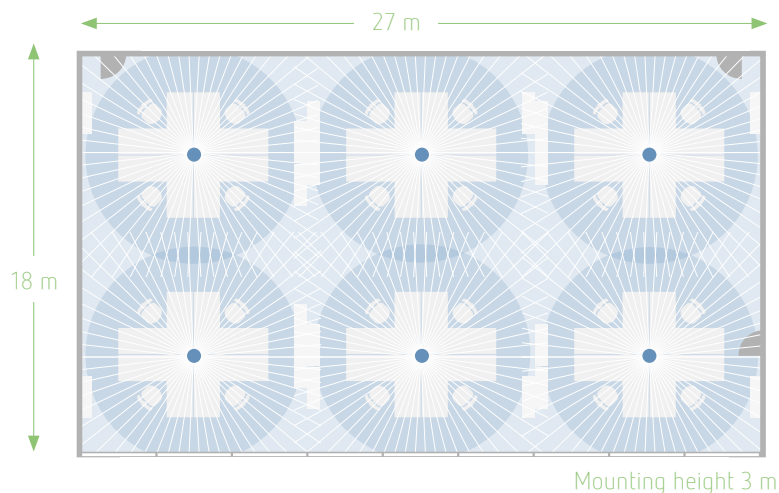
# LUXA 103

## Automatic lighting control

### Application examples

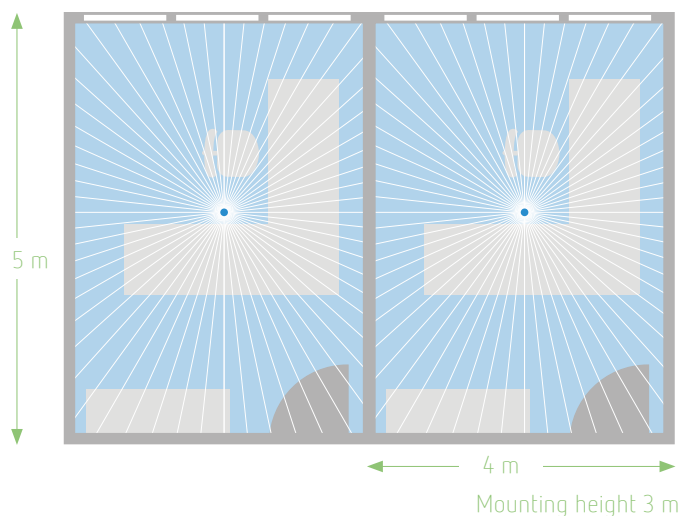
#### Large offices

Thanks to the integrated push-button input and the possibility of parallel connection with other LUXA 103 devices, you enjoy maximum flexibility and can therefore also be used in larger offices without any problems.



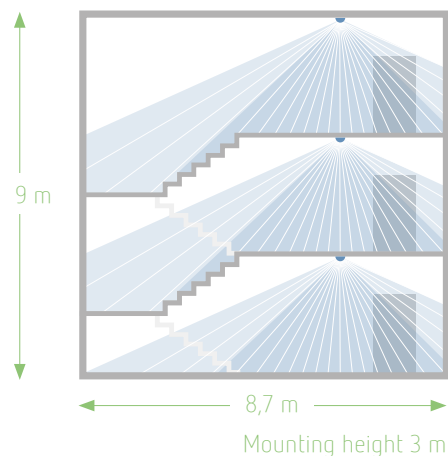
#### Individual offices

For energy-saving lighting control that reliably switches off the light when leaving the office (e.g. meetings). In addition to energy savings, the presence detectors in the LUXA 103 series offer a high level of reliability for users.



#### Staircases

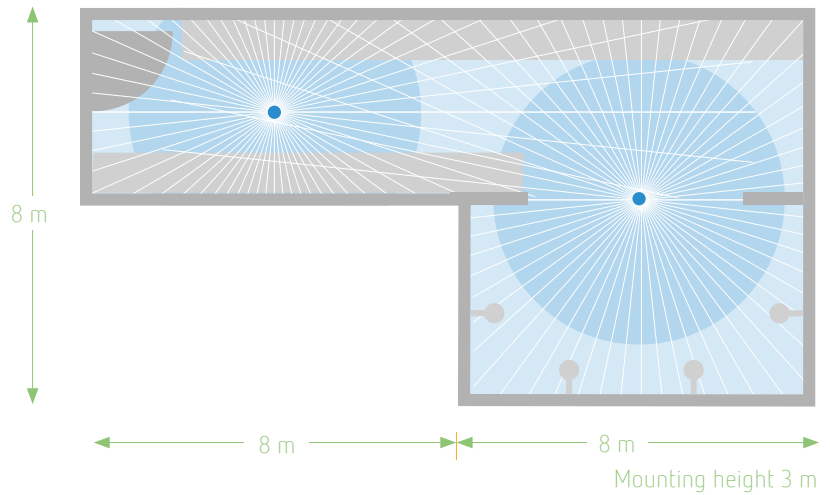
With the pulse function of the 230 V version, the presence detectors can be installed in existing electrical installations with staircase light timers without expensive adaptations.





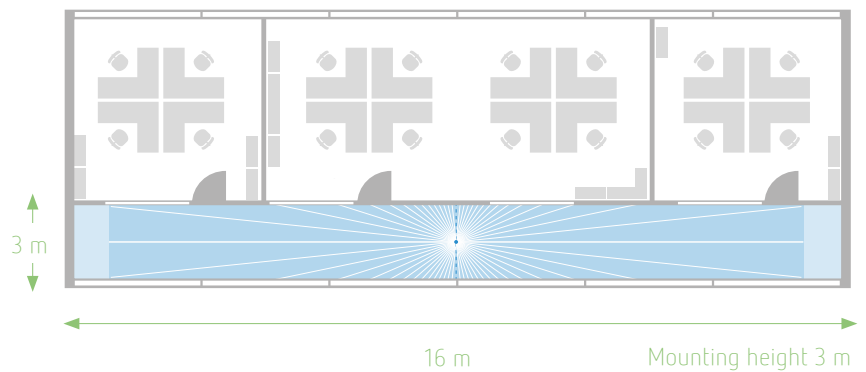
## Changing rooms

A high protection class is required for safe presence-dependent lighting control in changing rooms with showers. This is because in these rooms there is a risk that presence detectors could be exposed to splashing water. The entire LUXA 103 series has an IP 54 protection rating for use in damp rooms.



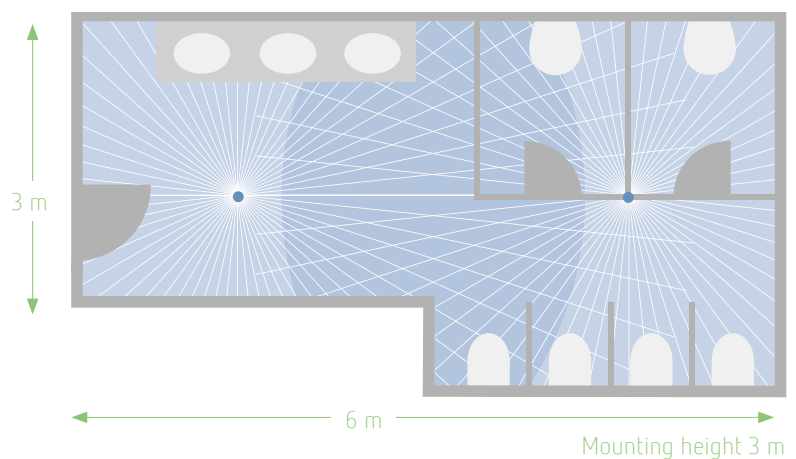
## Halls

LUXA 103 corridor detectors with rectangular detection area are available as surface-mounted devices and as devices for ceiling/flush-mounted installation.




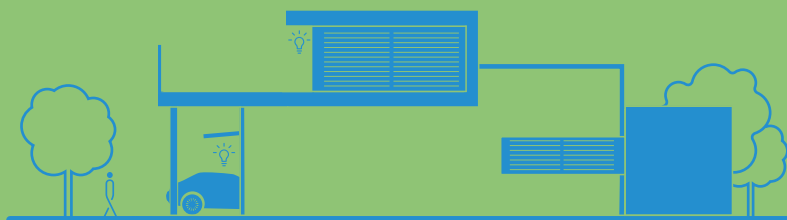
## Toilets

For interior rooms, we recommend the use of the presence channel (HVAC) for ventilation control.



# IP 54 for Outdoor use

Thanks to protection class IP 54, all LUXA 103 presence detectors can also be used outdoors without any problems. Covered house entrances or covered terraces and balconies are illuminated depending on movement.



## Planning security with sensNORM

As a member of the European association and quality label sensNORM, Theben, together with other industry representatives, is committed to greater transparency, quality and planning security for motion and presence detectors in the automation sector. The products bearing the sensNORM quality label have been tested according to standardized test specifications and thus allow customers to make a reliable comparison across

manufacturers. The sensNORM measurement method has established itself as an industry standard and has been incorporated into the European standard IEC 63180.

The measured detection ranges according to sensNORM can be found in the data sheets of the respective products.

**sens**))) **NORM**  
certified

## Planning software for safe detector positioning

**RED CAD**

With the RED CAD planning software, plans can be created professionally and efficiently. Thanks to the integrated symbol library with the proven Theben motion and presence detectors, the detection areas can be added to the plans quickly and reliably. **Find out more at [www.redcad.de](http://www.redcad.de)**

**RELUX®**

ReluxDesktop is a free application for simulating artificial light and daylight. It enables the calculation of absolute values, national and international standards and is compatible with CAD and BIM systems. The software supports the import and export of various formats. The planning of sensors is also possible. Theben is a Relux member in the sensors product group. **Find out more at [www.relux.com](http://www.relux.com)**



Original size only 13.5 mm deep!

# Easy programming via app and remote control



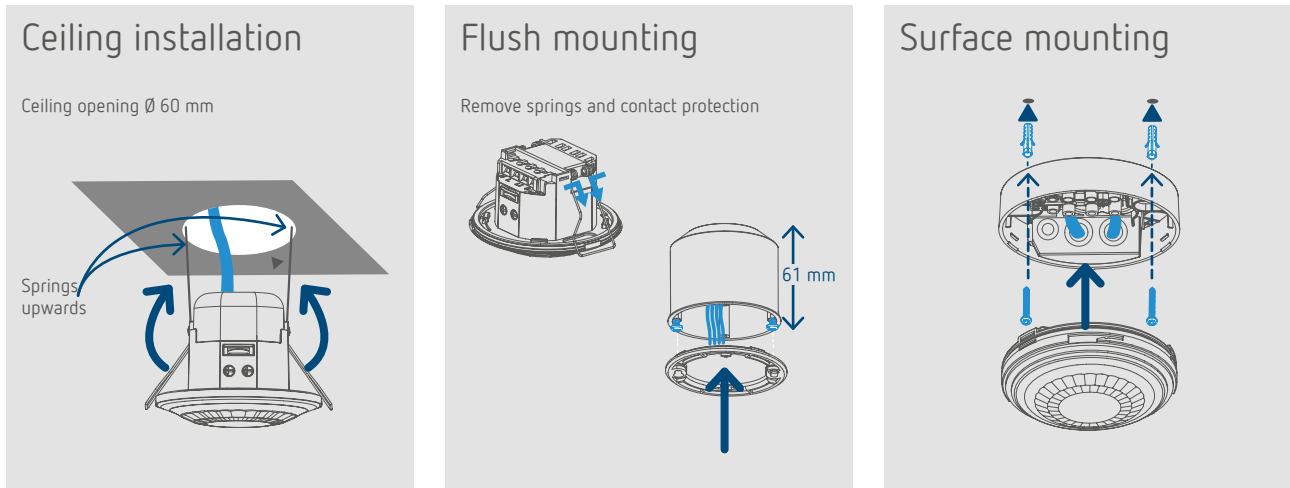
## theSenda Plug app for presence and motion detectors

Programming the LUXA 103 presence detectors really is child's play. The best way to do this is to use the theSenda B remote control in combination with the free theSenda Plug app. The parameters entered are sent to theSenda B remote control via Bluetooth and transmitted from there to the detector via infrared. This allows all LUXA 103 devices to be parameterized and operated easily, quickly and safely. Do you prefer a classic approach to programming? Then simply use the integrated potentiometers for adjustment.

For flexible parameterization, parameter sets can be saved on a customer-specific basis, stored in parameter libraries and created and read in externally. This means that identical parameters can be set quickly, even in larger properties with many detectors.



# This is how customised detector installation can be!



KNX and LUXORliving installation: See operating instructions or further information on [www.theben.de/luxa103-en](http://www.theben.de/luxa103-en)

## Simple mounting and wiring

LUXA 103 presence detectors literally redefine simple installation and wiring. The connection terminals of the 230 V surface-mounted devices are mounted in the surface-mounted frame according to the plug-in base principle. The plug-in terminals of the ceiling/flush-mounted devices are integrated at a 45° angle. Both simplify installation and wiring considerably, thus reducing installation costs. Small measures with a big impact. Typical Theben!



The connection terminals of the LUXA 103 surface-mounted devices are mounted in the surface-mounted frame in the same way as a plug-in base.

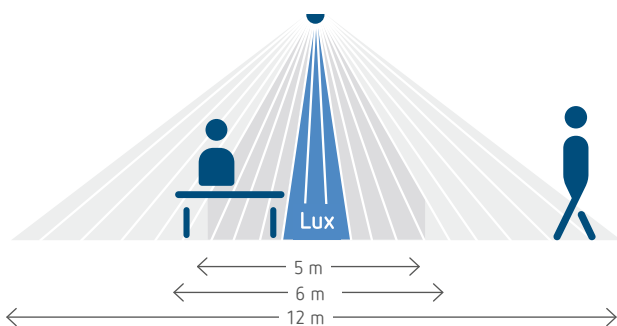
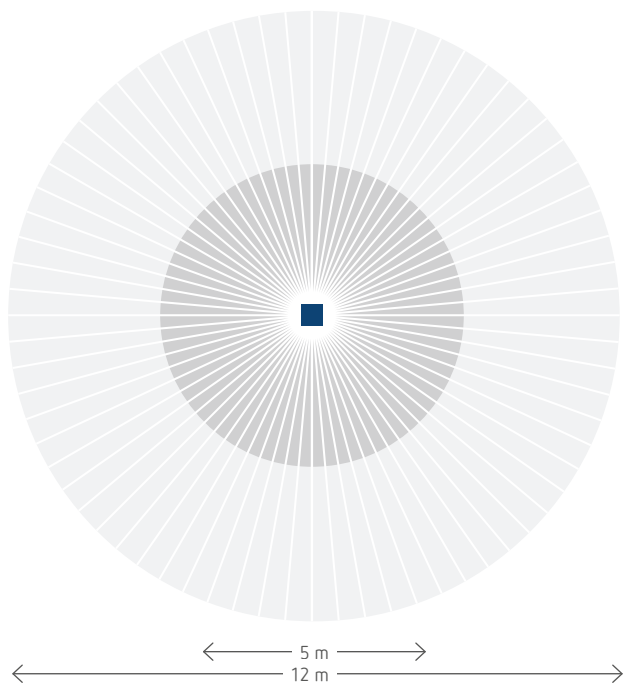


The plug-in terminals of the ceiling/flush-mounted devices are integrated at a 45° angle. This makes it much easier to install the cables in the appliance.

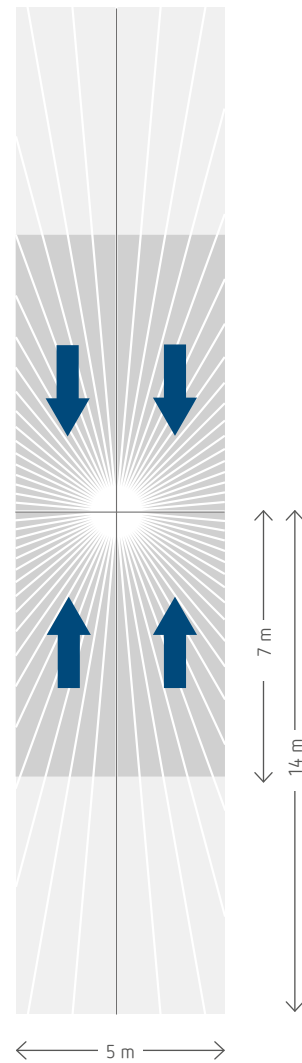
# The detection areas of the LUXA 103 presence detector and corridor detector family

Presence detector  
(round detection area)

Corridor detector  
(rectangular detection area)



- Sitting
  - Approaching the detector head-on
  - Crosswise to the detector
- Mounting height: 3 m



- Crosswise to the detector
  - Approaching the detector head-on
- Mounting height: 3 m

## Surface mounting


LUXA 103 surface-mounted devices offer a glossy decorative ring and therefore blend harmoniously into any colour scheme. The surface-mounted frames and decorative rings are also available in black and gray (see accessories).



# Surface, flush or ceiling installation? Anything is possible!

## Recessed ceiling/ flush-mounted installation

LUXA 103 presence detectors (230 V) with round detection area are available as a combination device for ceiling or flush-mounted installation with one (light) or two channels (light/ACL). To convert the ceiling detector into a flush-mounted detector, simply remove the springs and the contact protection cap and install the device in a flush-mounted box using the enclosed mounting frame. For the KNX area, there is now also a DE version which CANNOT be converted for surface mounting.



The 230 V version can be converted from DE to UP!

## Corridor detector

LUXA 103 corridor detectors (230 V) with rectangular detection area offer one channel for light control and are available as a surface-mounted device and as a combination device for ceiling/flush-mounted installation. For the KNX area, there is now also a DE version which CANNOT be converted for surface mounting.




The 230 V version can be converted from DE to UP!

# Technical information

## At a glance

### 230 V



Convertible from DE to UP!



Convertible from DE to UP!

LUXA 103  
S360-100-12 DE-UP WH

LUXA 103  
S360-101-12 DE-UP WH

#### Features

Article no. white (WH)	1030052	1030053
Transverse detection area*	round Ø 12 m	round Ø 12 m
Mounting type	Ceiling installation or flush-mounted	Recessed ceiling or under ceiling
Channels	1 Light	1 light, 1 HVAC
Mounting height	2,5–3,5 m	2,5–3,5 m
Angle of coverage	360°	360°
Operating voltage	230 V AC, 50 Hz	230 V AC, 50 Hz
Own consumption	approx. 0,5 W	approx. 0,5 W
Adjustment range brightness	5-1000 lx	5-1000 lx
Follow up time light	Pulse, 15 s-30 min	Pulse, 15 s-30 min
LED lamps	400 W (cos $\varphi \geq 0.9$ )	400 W (cos $\varphi \geq 0.9$ )
Switching load HVAC channel	-	50 W
Delay time HVAC	-	0 s-10 min
Follow-up time HVAC	-	10 s-120 min
Clamps	Plug-in terminals	Plug-in terminals
Protection class	IP 54 (when installed)	IP 54 (when installed)
Permissible ambient temperature	-25 °C to +55 °C	-25 °C to +55 °C
Remote control	yes	yes
Teach-In	yes	yes
Test detection range	yes	yes

#### Optional accessories

Surface-mounted frame black, LUXA 103 BK (art. no.: 9070843)	no	no
Surface-mounted frame, grey, LUXA 103 GR (art. no.: 9070844)	no	no
Remote control theSenda S (Art.-No.: 9070911)	yes	yes
Remote control theSenda P (Art.-No.: 9070910)	yes	yes
Remote control theSenda B (Art.-No.: 9070985)	yes	yes

\* Specification in 3 m mounting height





Convertible from DE to UP!




LUXA 103  
S360-100-12 AP WH

LUXA 103  
S360-101-12 AP WH

LUXA 103  
S360-100-28 DE-UP WH

LUXA 103  
S360-100-28 AP WH

1030062	1030063	1030072	1030082
round Ø 12 m	round Ø 12 m	rectangular 28 x 5 m	rectangular 28 x 5 m
Surface-mounted	Surface-mounted	Ceiling installation or flush-mounted	Surface-mounted
1 Light	1 light, 1 HVAC	1 Light	1 Light
2,5-3,5 m	2,5-3,5 m	2,5-3,5 m	2,5-3,5 m
360°	360°	360°	360°
230 V AC, 50 Hz	230 V AC, 50 Hz	230 V AC, 50 Hz	230 V AC, 50 Hz
approx. 0,5 W	approx. 0,5 W	approx. 0,5 W	approx. 0,5 W
5-1000 lx	5-1000 lx	5-1000 lx	5-1000 lx
Pulse, 15 s-30 min	Pulse, 15 s-30 min	Pulse, 15 s-30 min	Pulse, 15 s-30 min
400 W (cos φ ≥ 0.9)	400 W (cos φ ≥ 0.9)	400 W (cos φ ≥ 0.9)	400 W (cos φ ≥ 0.9)
-	50 W	-	-
-	0 s-10 min	-	-
-	10 s-120 min	-	-
Screw terminals	Screw terminals	Plug-in terminals	Screw terminals
IP 54	IP 54	IP 54 (when installed)	IP 54
-25 °C to +55 °C	-25 °C to +55 °C	-25 °C to +55 °C	-25 °C to +55 °C
yes	yes	yes	yes
yes	yes	yes	yes
yes	yes	yes	yes
yes	yes	no	yes
yes	yes	no	yes
yes	yes	yes	yes
yes	yes	yes	yes
yes	yes	yes	yes




Further information, colour variants and accessories can be found on our website [www.theben.co.uk](http://www.theben.co.uk)  
Detection range according to sensNORM IEC 63180 see data sheet

# Technical information

## At a glance

### KNX and LUXORliving



#### Features

LUXA 103 S360-12 KNX UP

LUXA 103 S360-12 KNX DE

Article no. white (WH)	1039052	1039053
Transverse detection area*	round Ø 12 m	round Ø 12 m
Mounting type	Ceiling installation or flush-mounted	Ceiling installation
Channels	2 light, 2 HVAC, 3 logic	2 light, 2 HVAC, 3 logic
Mounting height	2,5 -3,5 m	2,5 -3,5 m
Angle of coverage	360°	360°
Operating voltage	Bus voltage	Bus voltage
Bus current	< 12,5 mA	< 12,5 mA
Adjustment range brightness	5-1000 lx	5 – 1000 lx
Follow-up time light	30 s-60 min	30 s – 60 min
Delay time HVAC	10 s-30 min, inactive	10 s – 30 min, inactive
Follow-up time HVAC	10 s-120 min	10 s – 120 min
Clamps	Plug-in terminals	Plug-in terminals
Protection class	IP 54 (when installed)	IP 54 (when installed)
Permissible ambient temperature	-25 °C to +55 °C	-25 °C bis +55 °C
Temperature sensor	yes	yes
Remote control	yes	yes
Teach-In	yes	yes
Test detection range	yes	yes

#### Optional accessories

Surface-mounted frame white, LUXA 103 B WH (art. no.: 9080019)	yes	no
Surface-mounted frame black, LUXA 103 B BK (art. no.: 9080021)	yes	no
Surface-mounted frame, gray, LUXA 103 B GR (art. no.: 9080020)	yes	no
Recessed ceiling box 68A (9070992)	yes	no
Remote control theSenda S (Art.-No.: 9070911)	yes	yes
Remote control theSenda P (Art.-No.: 9070910)	yes	yes
Remote control theSenda B (Art.-No.: 9070985)	yes	yes

\* Specification in 3 m mounting height

KNX



LUXA 103 S360-28 KNX UP

KNX



LUXA 103 S360-28 KNX DE

LX



LUXORliving BI360

1039072	1039073	4800355
rectangular 28 x 5 m	rectangular 28 x 5 m	round Ø 12 m
Ceiling installation or flush-mounted	Ceiling installation	Ceiling installation or flush-mounted
2 light, 2 HVAC, 3 logic	2 light, 2 HVAC, 3 logic	1 light
2,5 -3,5 m	2,5 -3,5 m	2,5 -3,5 m
360°	360°	360°
Bus voltage	Bus voltage	Bus voltage
< 12.5 mA	< 12,5 mA	< 12.5 mA
5-1000 lx	5 – 1000 lx	5-1000 lx
30 s-60 min	30 s – 60 min	30 s-60 min
10 s-30 min, inactive	10 s – 30 min, inactive	-
10 s-120 min	10 s – 120 min	-
Plug-in terminals	Plug-in terminals	Plug-in terminals
IP 54 (when installed)	IP 54 (when installed)	IP 54 (when installed)
-25 °C to +55 °C	-25 °C bis +55 °C	-25 °C to +55 °C
yes	yes	yes
yes	yes	no
yes	yes	no
yes	yes	no
yes	no	yes
yes	no	yes
yes	no	yes
yes	yes	no
yes	yes	no
yes	yes	no

Further information, colour variants and accessories can be found on our website [www.theben.co.uk](http://www.theben.co.uk)  
 Detection range according to sensNORM IEC 63180 see data sheet

Theben is a member of:



# theben

Theben AG  
Hohenbergstraße 32 · 72401 Haigerloch, Germany  
Phone +49 7474 692-0  
info@theben.de · www.theben.co.uk

## Service Hotline

hotline@theben.de  
Phone +49 7474 692-369, KNX hotline +49 7474 692-394  
Mon-Thu 7am-6pm, Fri 7am-4pm



9900639 0725  
Subject to technical changes  
and improvements.

