

thePiccola P360-100 DE WH

Item no.: 2090200



Presence and motion detectors
Ceiling installation indoor

Description

- Passive infra-red presence detector for ceiling installation in false ceilings
- Circular detection area 360°, up to Ø 8 m (50 m²) at mounting height 2.5 m
- 1 channel light (Relay, 230 V)
- Automatic presence- and brightness-dependent control for lighting
- Mixed light measurement suitable for fluorescent lamps (FL/PL/ESL), halogen/incandescent lamps and LEDs
- Channel A light: relay, 230 V
- Choice of fully or semi-automatic operation
- Brightness switching value configurable, teach-in function
- Pulse function for staircase light time switch
- Time delay configurable
- Test mode for checking function and detection area
- Connection option for sensor for manual switching
- Extension of detection area via Master/Slave switching
- Ready for immediate use due to factory presetting
- Diameter of ceiling cutout 34–36 mm
- Remote controllable with optionally remote controls SendaPro, theSenda P and theSenda S



Technical data

thePiccola P360-100 DE WH	
Operating voltage	110 V AC - 240 V AC
Frequency	50 - 60 Hz
Installation height	2 - 6 m

thePiccola P360-100 DE WH	
Installation type	Ceiling mounting
Colour	White
Switching output	Light

thePiccola P360-100 DE WH

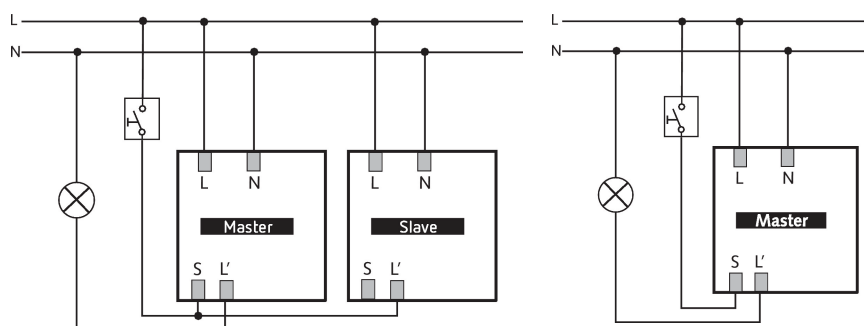
Item no.: 2090200

theben

Technical data

thePiccola P360-100 DE WH		thePiccola P360-100 DE WH	
Power consumption	~0.4 W	Fluorescent lamp load (conventional) series-corrected	2000 VA
Light measurement	Mixed light measurement	Fluorescent lamp load (electronic ballast)	1200 W
Setting range brightness	5 - 1000 lx	LED lamp < 2 W	55 W
Light switch-off delay	30 s - 30 min	LED lamp 2-8 W	600 W
Lamp types	Incandescent/halogen lamps, fluorescent lamps, Energy saving lamps, LEDs	LED lamp > 8 W	600 W
Incandescent/halogen lamp load	2000 W	Detection range	50 m ² (ø 8 m 360°)
Fluorescent lamp load (conventional) not corrected	2000 VA	Detection angle	360°
Fluorescent lamp load (conventional) parallel-corrected	1300 VA 140 µF	Ambient temperature	-20°C ... 50°C
		Type of protection	IP 55 (Sensor), IP 20 (power module)

Connection example



Detection range for planning applications at a temperature of 21 °C

Mounting height (A)	Head on to (R)	Diagonally (T)	Sitting (S)
2.5 m	3 m ² 2 m	50 m ² 8 m	3 m ² 2 m

Subject to technical changes and misprints

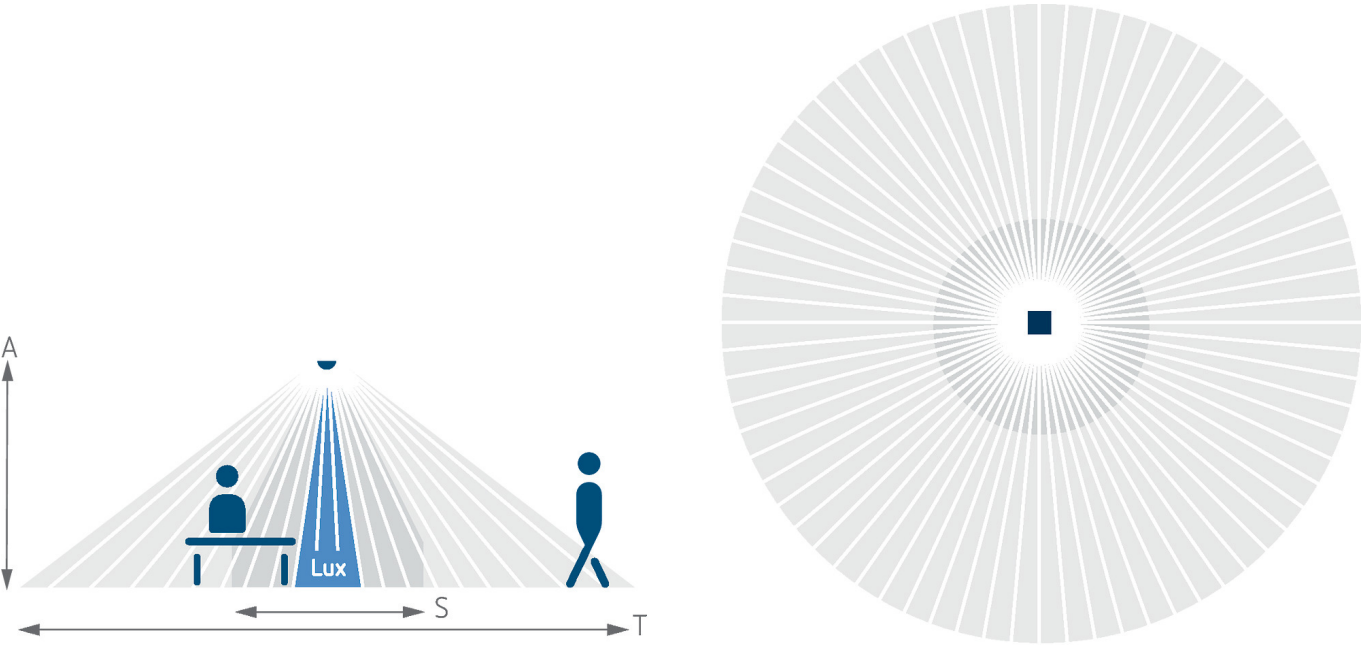
additional information at: www.theben.de/product/2090200

The load data are determined with exemplary selected illuminants and are therefore typical data due to the large number of available products.

07/04/2025

Page 2 of 4

Detection range for planning applications at a temperature of 21 °C



Detection range according to Sensnorm IEC 63180

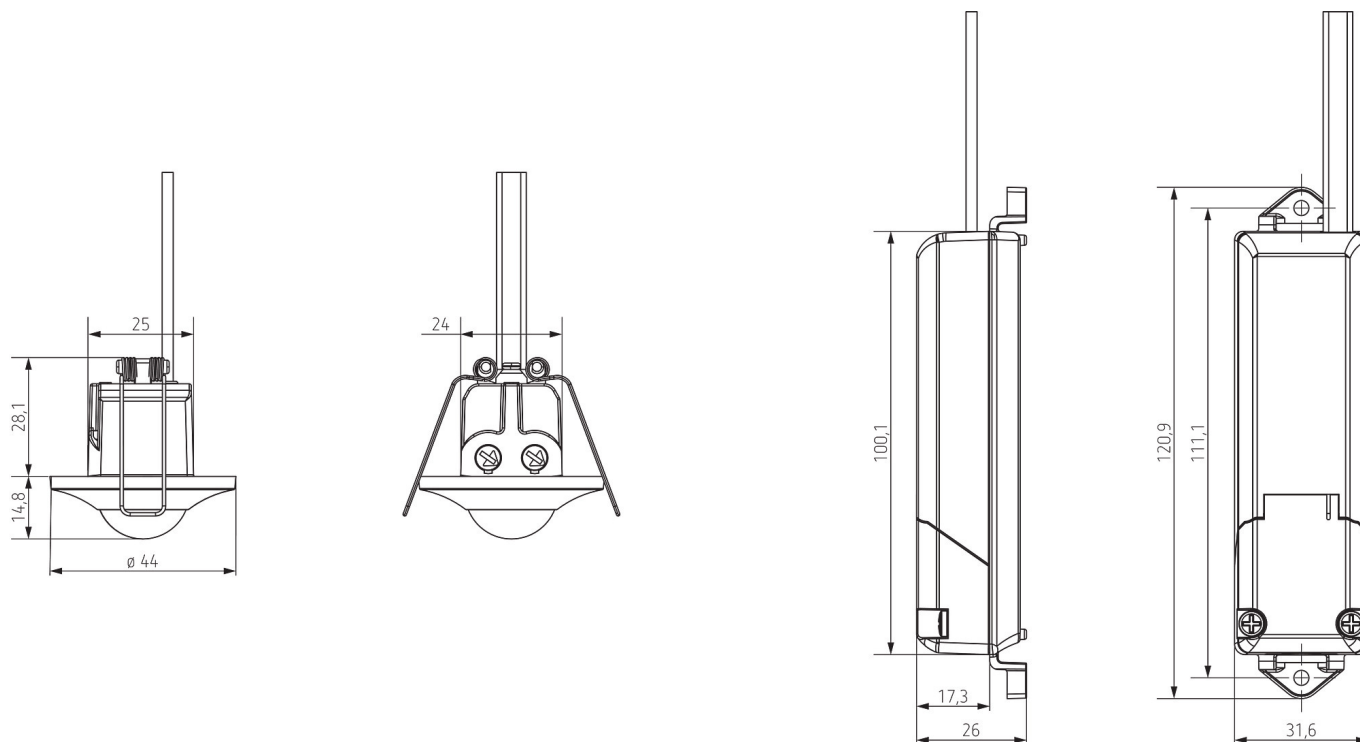
Mounting height (A)	Diagonally (T)	Head on to (R)	Sitting (S)
2.5 m	33 m² 6.5 m	16 m² 4.5 m	10 m² 3.5 m
6 m	69 m² 9.4 m	37 m² 6.9 m	

thePiccola P360-100 DE WH

Item no.: 2090200

theben

Scale drawings



Accessories

theSenda P

Item no.: 9070910



theSenda S

Item no.: 9070911



theSenda B

Item no.: 9070985



Cover 46 BK

Item no.: 9070797



Subject to technical changes and misprints

additional information at: www.theben.de/product/2090200

The load data are determined with exemplary selected illuminants and are therefore typical data due to the large number of available products.

07/04/2025

Page 4 of 4